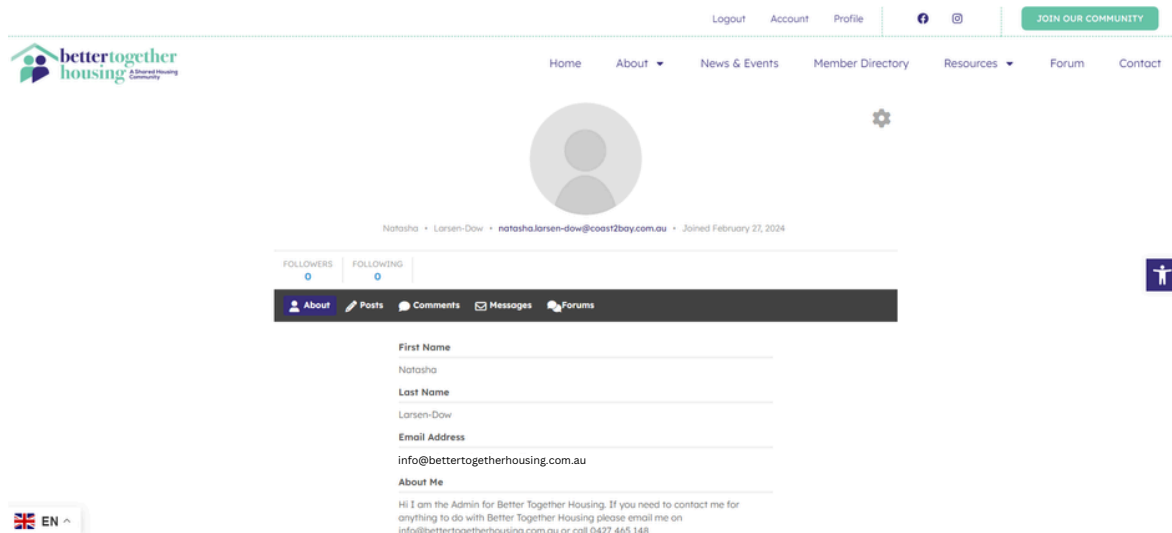
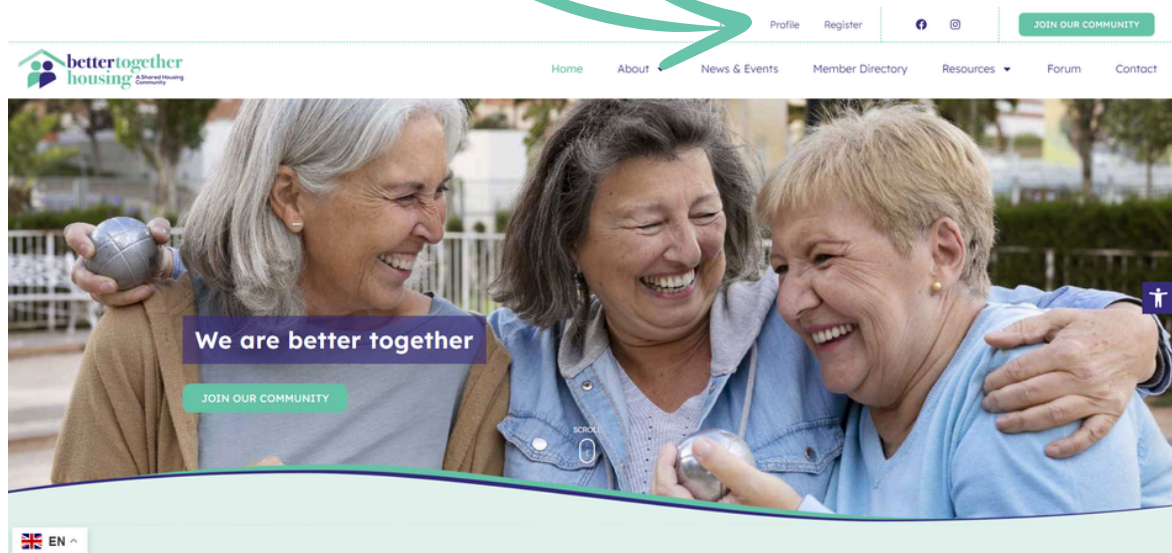
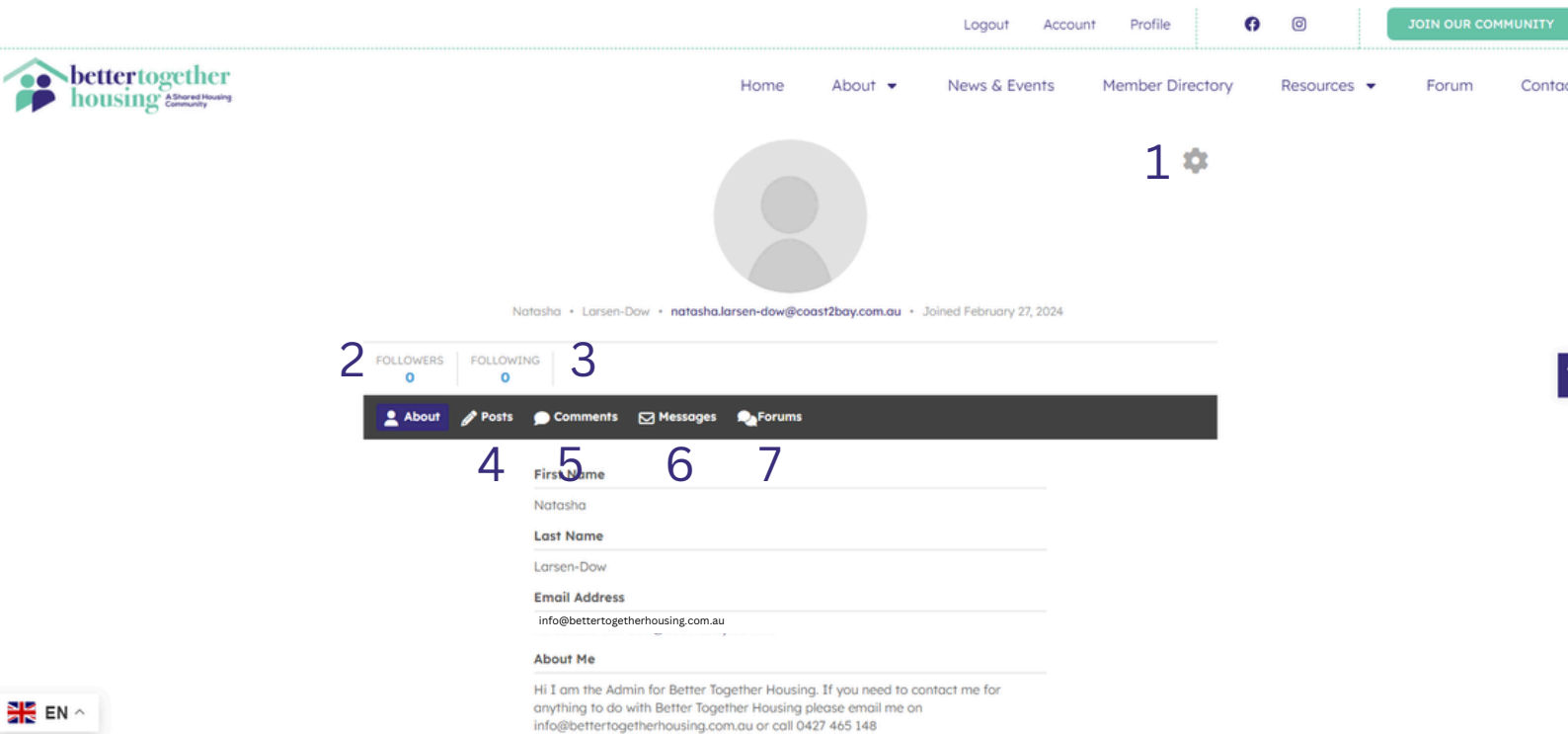


Your profile

Click here to get to
your profile



Your profile



- 1) to edit your profile hit this button (see next page for further information on how to edit your profile)
- 2) Here you can see how many people are following you. Following is like making someone your favourite so you don't have to search for them
- 3) Here is where you can find members that you are following
- 4) Here you can see any posts you have made
- 5) Here you can find where you have asked a question and people have responded
- 6) Here you can find where you have messaged other members
- 7) You can find your posts if you have posted on offering a home or looking for a home

Edit your profile

The screenshot shows the 'better together housing' website interface. At the top, there is a navigation bar with links for 'Logout', 'Account', 'Profile', and social media icons. Below this is a header with 'Home', 'About', 'News & Events', 'Member Directory', 'Resources', 'Forum', and 'Contact'. The main content area displays a user profile for 'Natasha • Larsen-Dow' with a placeholder for a profile picture. Below the profile name are tabs for 'About', 'Posts', 'Comments', 'Messages', and 'Forums'. The 'About' tab is active, showing a form with fields for 'First Name' (Natasha), 'Last Name' (Larsen-Dow), 'Type of member' (dropdown), and 'Location' (text input). Below these fields is an 'About Me' text area containing the text 'Hi I am the Admin for Better Together Housing. If you need to contact me for any'. At the bottom of the form are two buttons: 'Update Profile' and 'Cancel'. Green arrows point from the text annotations to the 'Location' field, the 'About Me' text area, and the 'Update Profile' button.

you can update your locations here as well as add extra locations

About Me: you can put information about yourself and if you are looking for or offering housing

Don't forget to hit update profile when you are done